

Benefits

Patients and dentists require more highly aesthetical implants. Thanks to the already proven CAD/CAM production of zirconium oxide abutment with the inLab system you are able to fulfil also on implants individual patient's requests for tooth coloured, natural looking and full ceramic restorations.

Safety

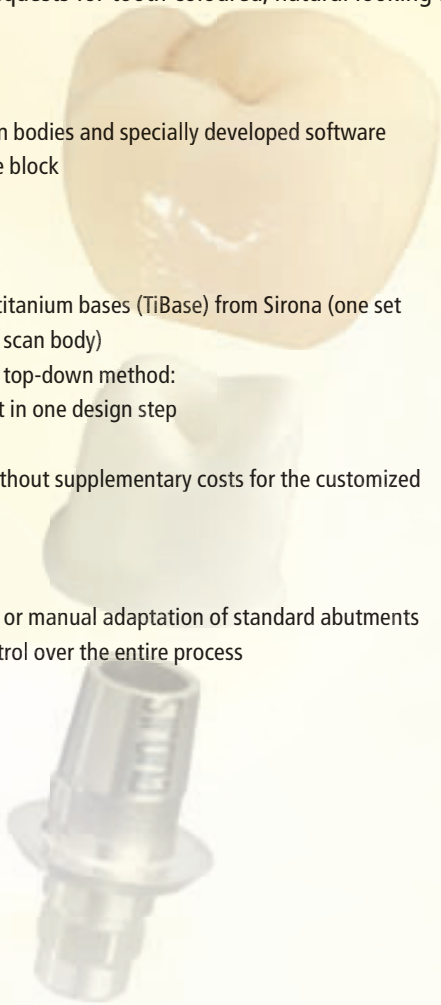
- Precise implant location transfer through scan bodies and specially developed software
- Prefabricated rotation lock in zirconium oxide block
- Metal-to-metal screw connection

Ease of use and flexibility

- Integrate implant database with compatible titanium bases (TiBase) from Sirona (one set including abutment screw, titanium base and scan body)
- Free choice on the abutment production with top-down method:
 - Full contour crown and according abutment in one design step
 - Reduced crown for direct veneering
- Intuitive Software inLab 3D for Abutments without supplementary costs for the customized abutment design

In-house

- Time savings compared to central production or manual adaptation of standard abutments
- Milling in the inLab MC XL and complete control over the entire process



CAD/CAM SYSTEMS | INSTRUMENTS | HYGIENE SYSTEMS | TREATMENT CENTERS | IMAGING SYSTEMS

Ihr Sirona Händler:



Sirona Dental Systems · E-mail: contact@sirona.com · www.sirona.com

CAD/CAM FOR IMPLANTOLOGY

Customized zirconium oxide abutments with inLab.

For different
implant systems




Subject to technical changes and errors in the text.
Order No. A91100-M43-B242-01-7600, Printed in Germany, Dispo No. 04605, 4023/21508 WS 0909X.V0

EASE OF USE AND SAFETY

Aesthetical abutments with inLab

Mit der neuen Software inLab 3D for Abutments Version 3.65* und den Komponenten des inLab Systems bleiben Sie flexibel in der Fertigung individueller Zirkonoxid-Abutments.

1. Scan: Implant location transfer



Precise implant location transfer with the scanner inEos, the software inLab 3D for Abutments and the according scan body. Additionally you can scan a gingival mask to customize the emergence profile.

2. Design: Fully customized design with the software inLab 3D for Abutments




With the new top-down design, in one design step you create the full contour crown out of which the according abutment is created. Telescopic angle, shoulder depth and other parameters chosen are taken into consideration. Both components – crown and abutment – can be milled. Alternatively, you could reduce the crown and go for direct veneering. The emergence profile can be customized with several tools and parameters, as for example an individual placement pressure.

3. Milling and finishing



Milling of the meso structure in the milling unit inLab MC XL and afterwards sintering.* More safety thanks to a prefabricated rotation lock in zirconium oxide block inCoris ZI meso. For the milling of the suiting crown you can choose between several materials (feldspar or glas ceramic).

*Central production with infiniDent 2010



Otherwise you can also conventionally supply your customized abutment. The meso structure is cemented to the titanium base.



TiBase: Abutment screw, titanium base and scan body

inCoris ZI meso blocs in two shades (F0.5 and F2) and sizes (S and L)

FLEXIBILITY MADE BY SIRONA

Supply the most common implant systems with inLab

Implant systems		Sirona components	
Implant manufacturer	Implant system; Ø	TiBase set*	inCoris ZI meso size
Nobel Biocare	Replace Select 3.5 mm	NBRS 3.5 L	L
	Replace Select 4.3 mm	NBRS 4.3 L	
	Replace Select 5.0 mm	NBRS 5.0 L	
	Replace Select 6.0 mm	NBRS 6.0 L	
Nobel Biocare	Branemark 3.4 mm	NBB 3.4 L	L
	Branemark 4.1 mm	NBB 4.1 L	
Straumann	SynOcta 3.5 mm	SSO 3.5 L	L
	SynOcta 4.8 mm	SSO 4.8 L	
	SynOcta 6.5 mm	SSO 6.5 L	
Astra Tech	OsseoSpeed 3.5/4.0 mm	ATOS 3.5/4.0 L	L
	OsseoSpeed 4.5/5.0 mm	ATOS 4.5/5.0 L	
Friadent	Frialit Xive 3.4 mm	FX 3.4 S	S
	Frialit Xive 3.8 mm	FX 3.8 S	
	Frialit Xive 4.5 mm	FX 4.5 L	L
	Frialit Xive 5.5 mm	FX 5.5 L	
Biomet 3i	Osseotite 3.4 mm	BO 3.4 L	L
	Osseotite 4.1 mm	BO 4.1 L	
	Osseotite 5.0 mm	BO 5.0 L	
Zimmer	Tapered Screw-Vent 3.5 mm	ZTSV 3.5 L	L
	Tapered Screw-Vent 4.5 mm	ZTSV 4.5 L	
	Tapered Screw-Vent 5.7 mm	ZTSV 5.7 L	
CAMLOG	CAMLOG 3.3/3.8/4.3 mm	**	S
	CAMLOG 5.0/6.0 mm	**	L

* Check availability of TiBase set online www.sirona.de/inlab-abutments
** CAMLOG: Titanium base direct order at CAMLOG dealer. Scanbodies are available at your Sirona dealer.

*Vorführung: Software inLab 3D Version 3.60